

Style your own double pedestal table to order. The double pedestal table offers one of the most unique looks available for the dining room or kitchen. Using the examples shown here for inspiration, begin creating your own double pedestal table design.



Shown with: Oval Top, Traditional Base



Shown with: Square Corner, Brooklyn Base



Shown with: Empire Top, Brookfield Base



Shown with: Oval Top, Prairie Mission Base



Shown with: Clipped Corner Top, Mission Slats Base



STEP 1 CHOOSE SIZE

- ☐ 38" w x 60" l solid top SAD3860-S
☐ 38" w x 60" l two 12" leaves SAD3860-2
☐ 38" w x 60" l four 12" leaves SAD3860-4
☐ 38" w x 60" l 18" stationary butterfly leaf on each end..... SAD3860-Q*

Available with two self-storing leaves with no aprons SA02SS

- ☐ 42" w x 60" l solid top SAD4260-S
☐ 42" w x 60" l two 12" leaves SAD4260-2
☐ 42" w x 60" l four 12" leaves SAD4260-4
☐ 42" w x 60" l 18" stationary butterfly leaf on each end..... SAD4260-Q*

Available with two self-storing leaves with no aprons SA02SS

- ☐ 42" w x 72" l solid top SAD4272-S
☐ 42" w x 72" l two 12" leaves SAD4272-2
☐ 42" w x 72" l four 12" leaves SAD4272-4
☐ 42" w x 72" l 18" stationary butterfly leaf on each end..... SAD4272-Q*

Available with two self-storing leaves with no aprons SA02SS

- ☐ 42" w x 80" l solid top SAD4280-S
☐ 42" w x 80" l two 12" leaves SAD4280-2
☐ 42" w x 80" l four 12" leaves SAD4280-4
☐ 42" w x 80" l 18" stationary butterfly leaf on each end..... SAD4280-Q*

Available with two self-storing leaves with no aprons SA02SS

- ☐ 42" w x 84" l solid top SAD4284-S
☐ 42" w x 84" l two 12" leaves SAD4284-2
☐ 42" w x 84" l four 12" leaves SAD4284-4
☐ 42" w x 84" l 18" stationary butterfly leaf on each end..... SAD4284-Q*

Available with two self-storing leaves with no aprons SA02SS

- ☐ 48" w x 60" l solid top SAD4860-S
☐ 48" w x 60" l two 12" leaves SAD4860-2
☐ 48" w x 60" l four 12" leaves SAD4860-4
☐ 48" w x 60" l 18" stationary butterfly leaf on each end..... SAD4860-Q*

Available with two self-storing leaves with no aprons SA02SS

- ☐ 48" w x 72" l solid top SAD4872-S
☐ 48" w x 72" l two 12" leaves SAD4872-2
☐ 48" w x 72" l four 12" leaves SAD4872-4
☐ 48" w x 72" l 18" stationary butterfly leaf on each end..... SAD4872-Q*

Available with two self-storing leaves with no aprons SA02SS

Available with four self-storing leaves

— two with aprons and two without SA04SSA

- ☐ 48" w x 80" l solid top SAD4880-S
☐ 48" w x 80" l two 12" leaves SAD4880-2
☐ 48" w x 80" l four 12" leaves SAD4880-4
☐ 48" w x 80" l 18" stationary butterfly leaf on each end..... SAD4880-Q*

Available with two self-storing leaves with no aprons SA02SS

Available with four self-storing leaves

— two with aprons and two without SA04SSA

Available with four self-storing leaves with no aprons SA04SS

- ☐ 48" w x 84" l solid top SAD4884-S
☐ 48" w x 84" l two 12" leaves SAD4884-2
☐ 48" w x 84" l four 12" leaves SAD4884-4
☐ 48" w x 84" l 18" stationary butterfly leaf on each end..... SAD4884-Q*

Available with two self-storing leaves with no aprons SA02SS

Available with four self-storing leaves

— two with aprons and two without SA04SSA

Available with four self-storing leaves with no aprons SA04SS

Note: In some cases the pedestal you choose may limit to storing four leaves with no aprons.

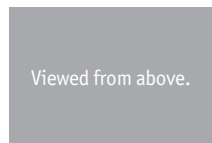
Note: Ball Bearing Slides - Standard.

*Only Available on Rectangle Top with Square Corner and edge SATE-40 or 80

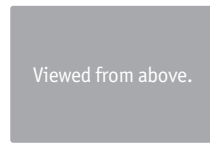
EAT

SYO TABLES

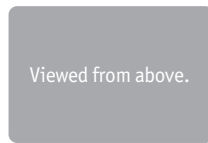
STEP 2 CHOOSE TABLE TOP SHAPE



☐ **Square Corner SYO-SQ**



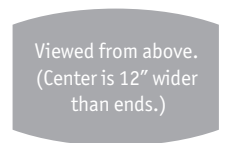
☐ **1" Radius Corner SYO-R1**




☐ **3" Radius Corner SYO-R3**



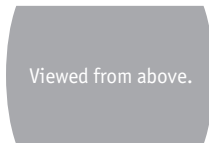
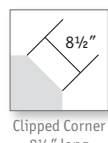
☐ **Banquet SYO-BA**



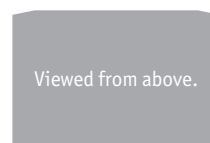
☐ **Boat SYO-BO**
 Available with optional ebony inlay SA0EI (Aspen Style)



☐ **Clipped Corners SYO-CL**



☐ **Empire SYO-EM**



☐ **Shaker Hill SYO-SH**



☐ **Oval SYO-OV**

TABLE TOPS ARE 1" THICK.
 ALSO AVAILABLE IN 1 1/2" THICK.
 BUTTERFLY LEAVES NOT AVAILABLE ON 1 1/2" THICK TOPS.

simplyamish

SYO TABLES

341

STEP 3 CHOOSE EDGE

Cross-Section

☐ **Large Roundover** SATE-10

Cross-Section

☐ **Underside Bevel** SATE-20

Cross-Section

☐ **Small Bevel** SATE-30

Cross-Section

☐ **Small Roundover** SATE-40

Cross-Section

☐ **Lipped** SATE-50

Cross-Section

☐ **Large Bevel** SATE-60

Cross-Section

☐ **Queen Anne** SATE-70

Cross-Section

☐ **Medium Roundover** SATE-80

STEP 4 CHOOSE DOUBLE PEDESTAL BASE



a



b



c



d



e



f

a Albany

☐ table height SAD-AL30
☐ counter height SAD-AL36
☐ bar height SAD-AL42

b Avalon

☐ table height SAD-AV30
☐ counter height SAD-AV36
☐ bar height SAD-AV42
 No aprons on self-storing leaves.

c Brookfield

☐ table height SAD-BF30
☐ counter height SAD-BF36
☐ bar height SAD-BF42
 Not available on 38" w x 60" L.
 No aprons on self-storing leaves.

d Brooklyn

☐ table height SAD-BL30
☐ counter height SAD-BL36
☐ bar height SAD-BL42

e Charleston

☐ table height SAD-CH30
☐ counter height SAD-CH36
☐ bar height SAD-CH42
 No aprons on self-storing leaves.

f Claw Foot

☐ table height SAD-CR30
☐ counter height SAD-CR36
☐ bar height SAD-CR42
 Available in oak, cherry and maple. Not available in 60" L.



g



h



i



j



k



l

g Franciscan



table height
counter height
bar height

SAD-FR30
SAD-FR36
SAD-FR42

No aprons on self-storing leaves.

h Grace



table height
counter height
bar height

SAD-GR30
SAD-GR36
SAD-GR42

i Loft II



table height
counter height
bar height

SAD-L230
SAD-L236

Supports up to two self-storing leaves.
No aprons on self-storing leaves.
72" Max Length.

j Mission Slats



table height
counter height
bar height

SAD-MS30
SAD-MS36
SAD-MS42

k Prairie Mission



table height
counter height
bar height

SAD-PM30
SAD-PM36
SAD-PM42

l Traditional



table height
counter height
bar height

SAD-PR30
SAD-PR36
SAD-PR42