

Build your own single pedestal table to order. Prefer the clean look of a single-pedestal table? No problem. Again, using the examples shown here for inspiration, see the next page and create your own unique table design.



Shown with: Round, Franciscan



Shown with: Round, Brookfield



Shown with: Round, Adeline



Shown with: Round, Brooklyn



**a Lazy Susan**

- 24" Round LALAZ-05B1
- 30" Round LALAZ-05B2
- 36" Round LALAZ-05B3

Features 1" thick top.

## STEP 1 CHOOSE SIZE

- 38" solid top .....SAS38-S
- 38" one 12" leaf .....SAS38-1
- 38" two 12" leaves .....SAS38-2

- 42" solid top .....SAS42-S
- 42" one 12" leaf .....SAS42-1
- 42" two 12" leaves .....SAS42-2

- 48" solid top .....SAS48-S
- 48" one 12" leaf .....SAS48-1
- 48" two 12" leaves .....SAS48-2
- 48" three 12" leaves .....SAS48-3
- 48" one 18" Butterfly Leaf SAS48-BF

- 54" solid top .....SAS54-S
- 54" one 12" leaf .....SAS54-1
- 54" two 12" leaves .....SAS54-2
- 54" three 12" leaves .....SAS54-3
- 54" one 18" Butterfly Leaf SAS54-BF

- 60" solid top .....SAS60-S
- 60" one 12" leaf .....SAS60-1
- 60" two 12" leaves .....SAS60-2
- 60" one 18" Butterfly Leaf SAS60-BF

- 72" without leaves .....SAS72-S
- 72" one 12" leaf .....SAS72-1
- 72" two 12" leaves .....SAS72-2
- 72" one 18" Butterfly Leaf SAS72-BF


Note: All butterfly leaves on single pedestal tables are sliding butterfly leaves and do not have aprons.

Note: Self storing leaves not available.

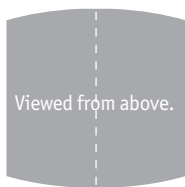
Note: Ball Bearing Slides - Standard.

TABLE TOPS ARE 1" THICK.  
ALSO AVAILABLE IN 1½" THICK.  
BUTTERFLY LEAVES NOT AVAILABLE ON 1½" THICK TOPS

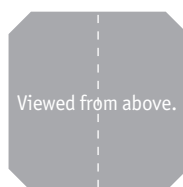
## STEP 2 CHOOSE SHAPE



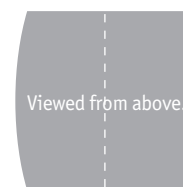
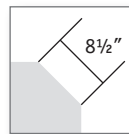
**Banquet SYO-BA**



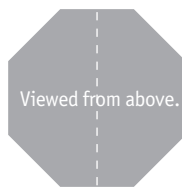
**Boat SYO-BO**




**Clipped SYO-CL**  
Clipped Corner 8½" long



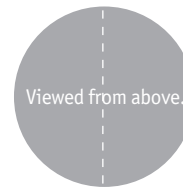
**Empire SYO-EM**



**Octagonal SYO-OC**  
Available in 54", 60", and 72"




**Square w/No Radius Corners SYO-SQ**  
 **Square w/1" Radius Corners SYO-R1**  
 **Square w/3" Radius Corners SYO-R3**



**Round SYO-RO**

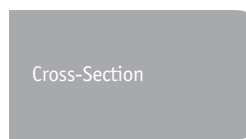
## STEP 3 CHOOSE EDGE



**Large Roundover SATE-10**



**Small Bevel SATE-30**



**Small Roundover SATE-40**



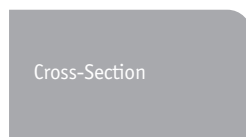
**Underside Bevel SATE-20**



**Lipped SATE-50**



**Large Bevel SATE-60**



**Medium Roundover SATE-80**



**Queen Anne SATE-70**



a



b



c



d



e



f



g



h



i

**a Adeline**

Required for 48" tables

- table height SAS-AD30
- counter height SAS-AD36
- bar height SAS-AD42

Not Available in 38", 42"

**Adeline - Deluxe**

Required for 54", 60", and 72" tables

- table height SAS-ADD30

**b Albany**

Required for 38", 42", and 48" tables

- table height SAS-AL30
- counter height SAS-AL36
- bar height SAS-AL42

**Albany - Deluxe**

Required for 54", 60", and 72" tables

- table height SAS-ALD30

**c Avalon**

Required for 38", 42", and 48" tables

- table height SAS-AV30
- counter height SAS-AV36
- bar height SAS-AV42

**Avalon - Deluxe**

Required for 54", 60", and 72" tables

- table height SAS-AVD30

**d Brookfield**

Required for 42", and 48" tables

- table height SAS-BF30
- counter height SAS-BF36
- bar height SAS-BF42

Not Available in 38"

**Brookfield - Deluxe**

Required for 54", 60", and 72" tables

- table height SAS-BFD30

**e Brooklyn**

Required for 42", and 48" tables

- table height SAS-BL30
- counter height SAS-BL36
- bar height SAS-BL42

Not Available in 38"

**Brooklyn - Deluxe**

Required for 54" and 60" tables

- table height SAS-BLD30

Not Available in 72"

**f Crawford**

Required for 38", 42", and 48" tables

- table height SAS-CD30
- counter height SAS-CD36
- bar height SAS-CD42

**Crawford - Deluxe**

Required for 54", 60", and 72" tables

- table height SAS-CDD30

**g Charleston**

Required for 38", 42", and 48" tables

- table height SAS-CH30
- counter height SAS-CH36
- bar height SAS-CH42

**Charleston - Deluxe**

Required for 54", 60", and 72" tables

- table height SAS-CHD30

**h Franciscan**

Required for 42", and 48" tables

- table height SAS-FR30
- counter height SAS-FR36
- bar height SAS-FR42

Not Available in 38"

**Franciscan - Deluxe**

Required for 54", 60", and 72" tables

- table height SAS-FRD30

**i Grace**

Required for 38", 42", and 48" tables

- table height SAS-GR30
- counter height SAS-GR36
- bar height SAS-GR42

**Grace - Deluxe**

Required for 54" and 60" tables

- table height SAS-GRD30

Not Available in 72"



- j Jefferson**  
Required for 38", 42", and 48" tables
- table height SAS-JF30
  - counter height SAS-JF36
  - bar height SAS-JF42

**Jefferson - Deluxe**  
Required for 54", 60", and 72" tables

- table height SAS-JFD30

- k Loft II**  
Required for 48" tables
- table height SAS-L230
  - counter height SAS-L236
- Not Available in 38" or 42"

**Loft II - Deluxe**  
Required for 54" and 60" tables

- table height SAS-L2D30

Not Available in 72"

- l Mission**  
Required for 38", 42", and 48" tables
- table height SAS-MI30
  - counter height SAS-MI36
  - bar height SAS-MI42

**Mission - Deluxe**  
Required for 54", 60", and 72" tables

- table height SAS-MID30

- m Parkdale**  
Required for 48", 54", 60", and 72" tables
- table height SAS-PD30
  - counter height SAS-PD36
  - bar height SAS-PD42

- n Park Avenue**  
Required for 42", and 48" tables
- table height SAS-PK30
  - counter height SAS-PK36
- Not Available in 38"

**Park Avenue - Deluxe**  
Required for 54" and 60" tables

- table height SAS-PKD30

Not Available in 72"

- o Prairie Mission**  
Required for 38", 42", and 48" tables
- table height SAS-PM30
  - counter height SAS-PM36
  - bar height SAS-PM42

**Prairie Mission - Deluxe**  
Required for 54" and 60" tables

- table height SAS-PMD30

Not Available in 72"

- p Savannah**  
Required for 38", 42", and 48" tables
- table height SAS-SV30
  - counter height SAS-SV36
  - bar height SAS-SV42

**Savannah - Deluxe**  
Required for 54", 60", and 72" tables

- table height SAS-SVD30

- q Traditional**  
Required for 38", 42", and 48" tables
- table height SAS-TR30
  - counter height SAS-TR36
  - bar height SAS-TR42

**Traditional - Deluxe**  
Required for 54" & 60", and 72" tables

- table height SAS-TRD30

- r Valhalla**  
Required for 48" tables
- table height SAS-VA30
  - counter height SAS-VA36
- Not Available in 38" and 42"

**Valhalla - Deluxe**  
Required for 54", 60", and 72" tables

- table height SAS-VAD30