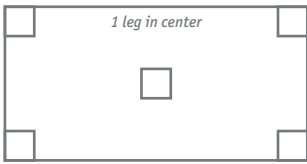


Build your own leg table to order. Start with four legs, add one creative imagination, and there's no telling where you might go. To begin designing your own leg table, check out the pictures below for inspiration. Then on the next page, start creating the table that's just right for you.

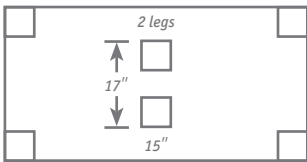


Leg Layout

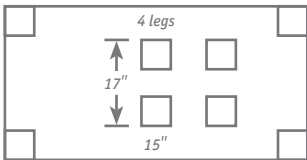
4 - 12" Leaves or 3 - 24" Leaves



4 - 24" Leaves



5 or 6 - 24" Leaves



Shown with: Boat Top, McCoy Leg



Shown with: Square Corner Top, Loft Leg



Shown with: 1" Radius Corner Top, Square Tapered Leg



Shown with: 1" Radius Corner Top, Square Tapered Leg, Two tone



STEP 1 | CHOOSE SIZE

- 38" w x 48" l solid top SAL3848-S*
- 38" w x 48" l two 12" leaves SAL3848-2*

- 38" w x 54" l solid top SAL3854-S*
- 38" w x 54" l two 12" leaves SAL3854-2*
- 38" w x 54" l one 18" leaf SAL3854-B*

- 38" w x 72" l solid top SAL3872-S
- 38" w x 72" l two 12" leaves SAL3872-2
- 38" w x 72" l four 12" leaves SAL3872-4
- 38" w x 72" l one 24" stationary butterfly leaf SAL3872-BF

- 38" w x 84" l solid top SAL3884-S
- 38" w x 84" l two 12" leaves SAL3884-2
- 38" w x 84" l four 12" leaves SAL3884-4
- 38" w x 84" l one 24" stationary butterfly leaf SAL3884-BF

- 40" w x 60" l solid top SAL4060-S*
- 40" w x 60" l two 12" leaves SAL4060-2*
- 40" w x 60" l four 12" leaves and center leg SAL4060-4*
- 40" w x 60" l one 24" stationary butterfly leaf SAL4060-BF
- Available with two self-storing leaves with no aprons SA02SS

- 42" w x 60" l solid top SAL4260-S
- 42" w x 60" l two 12" leaves SAL4260-2
- 42" w x 60" l four 12" leaves and center leg SAL4260-4
- 42" w x 60" l one 24" stationary butterfly leaf SAL4260-BF
(42" w x 84" l with butterfly leaf)
- Available with two self-storing leaves with no aprons SA02SS

- 42" w x 72" l solid top SAL4272-S
- 42" w x 72" l two 12" leaves SAL4272-2
- 42" w x 72" l four 12" leaves and center leg SAL4272-4
- 42" w x 72" l one 24" stationary butterfly leaf SAL4272-BF
(42" w x 96" l with butterfly leaf)
- Available with two self-storing leaves with no aprons SA02SS

- 42" w x 84" l solid top SAL4284-S
- 42" w x 84" l two 12" leaves SAL4284-2
- 42" w x 84" l four 12" leaves SAL4284-4
- 42" w x 84" l one 24" stationary butterfly leaf SAL4284-BF

- 48" w x 48" l solid top SAL4848-S
- 48" w x 48" l two 12" leaves SAL4848-2
- 48" w x 48" l one 24" stationary butterfly leaf SAL4848-BF
(48" w x 72" l with butterfly leaf)

- 48" w x 60" l solid top SAL4860-S
- 48" w x 60" l two 12" leaves and ball bearing slides SAL4860-2
- 48" w x 60" l four 12" leaves, center leg and ball bearing slides SAL4860-4
- 48" w x 60" l three 24" leaves, center leg and wood slides SAL4860-G
- 48" w x 60" l four 24" leaves, 2 center legs and wood slides SAL4860-I
- 48" w x 60" l five 24" leaves, 4 center legs and wood slides SAL4860-K
- 48" w x 60" l six 24" leaves, 4 center legs and wood slides SAL4860-L
- 48" w x 60" l one 24" stationary butterfly leaf and ball bearing slides .. SAL4860-BF
(48" w x 84" l with butterfly leaf)
- Available with two self-storing leaves with no aprons SA02SS

- 48" w x 72" l solid top SAL4872-S
- 48" w x 72" l two 12" leaves SAL4872-2
- 48" w x 72" l four 12" leaves and center leg SAL4872-4
- 48" w x 72" l one 24" stationary butterfly leaf SAL4872-BF
(48" w x 96" l with butterfly leaf)
- Available with two self-storing leaves with no aprons SA02SS
- Available with four self-storing leaves with no aprons SA04SS
- Available with four self-storing leaves, two with aprons and two without SA04SSA

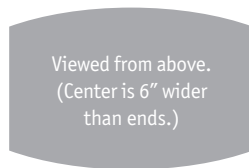
- 48" w x 84" l solid top SAL4884-S
- 48" w x 84" l two 12" leaves SAL4884-2
- 48" w x 84" l four 12" leaves SAL4884-4
- 48" w x 84" l one 24" stationary butterfly leaf SAL4884-BF

- 54" w x 54" l solid top SAL5454-S
- 54" w x 54" l two 12" leaves SAL5454-2
- 54" w x 54" l with one 24" stationary butterfly leaf SAL5454-BF


* Not available with butterfly leaf.

TABLE TOPS ARE 13/16" THICK. ALSO AVAILABLE IN 1 1/2" THICK.
 BUTTERFLY LEAVES NOT AVAILABLE ON 1 1/2" THICK TOPS.
 BALL BEARING SLIDES - STANDARD UNLESS OTHERWISE NOTED.


STEP 2 | CHOOSE SHAPE




- Boat SY0-B0**
Available with optional ebony inlay SA0EI (Aspen Style).




- Empire SY0-EM**




- Square Corner SY0-SQ**




- 1" Radius Corner SY0-R1**



- 3" Radius Corner SY0-R3**




- Shaker Hill Top SY0-SH**



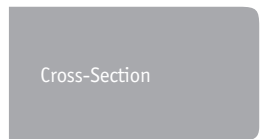
Large Roundover SATE-10




Underside Bevel SATE-20



Small Bevel SATE-30



Small Roundover SATE-40



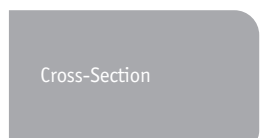
Lipped SATE-50



Large Bevel SATE-60



Queen Anne SATE-70



Medium Roundover SATE-80



a



b



c



d



e



f

a Avalon (2½" Square Top)

- table height SAL-AV30
- counter height SAL-AV36
- bar height SAL-AV42

b Chatham (5" Square Top)

- table height SAL-CH30
- counter height SAL-CH36
- bar height SAL-CH42

c Loft (3½" Square Top)

- table height SAL-CR30
- counter height SAL-CR36
- bar height SAL-CR42

d Chesterville (3½" Square Top)

- table height SAL-CV30
 - counter height SAL-CV36
 - bar height SAL-CV42
- Shown with 2-tone option.

e Fenton (3" Square Top)

- table height SAL-FE30
- counter height SAL-FE36
- bar height SAL-FE42

f Farm-Turned (3½" Square Top)

- table height SAL-FT30
- counter height SAL-FT36
- bar height SAL-FT42

STEP 4 CHOOSE LEG (CONTINUED)



g



h



i



j



k



l

NEW



m



n



o



p

g Justine (2½" Square Top)

- table height SAL-JS30
- counter height SAL-JS36
- bar height SAL-JS42

h Plain Round (3½" Square Top)

- table height SAL-PR30
- counter height SAL-PR36
- bar height SAL-PR42

i Reeded (3½" Square Top)

- table height SAL-RE30

j Loft II (2½" Square Top)

- table height SAL-SC30
- counter height SAL-SC36
- bar height SAL-SC42

k Small Square (2½" Square Top)

- table height SAL-SE30
- counter height SAL-SE36
- bar height SAL-SE42

l Medium Square (3½" Square Top)

- table height SAL-SM30
- counter height SAL-SM36
- bar height SAL-SM42

m Large Square (5" Square Top)

- table height SAL-SQ30
- counter height SAL-SQ36
- bar height SAL-SQ42

n Small Square-Tapered (2½" Square Top)

- table height SAL-SS30
- counter height SAL-SS36
- bar height SAL-SS42

o Square-Tapered (3½" Square Top)

- table height SAL-ST30
- counter height SAL-ST36
- bar height SAL-ST42

p Savannah (5" Square Top)

- table height SAL-SV30
- counter height SAL-SV36
- bar height SAL-SV42

STEP 5 APRON OPTION

Apron with a ¾" Set Back Option SYO-APRON

This option moves the apron out closer to the edge of the table and leaves a ¾" overhang. It is available only on Leg tables in Style Your Own and is only available on the square corner table shape because the leg will be very near to the edge of the tables.

NEW

